

# 2026 Elevate Medicare Advantage Training

# Elevate Medicare Advantage by Denver Health Medical Plan

- Once you are contracted, go to Denver Health Medical Plan website for certification:



Select Language ▼

I Am a Provider >

Provider Portal >

Brokers >

Member Resources

COVID-19

EXPLORE PLANS

MEMBERS

MyDHMP PORTAL

FIND A PROVIDER

CONTACT US



We use cookies to make interactions with our website easy and meaningful. By continuing to use this site, you are giving us your consent. [Learn how cookies are used on our site.](#)

# Broker Web Page

## Certification & Training

- » [Medicare Agent Certification Guide](#)
- » [Medicare Agent Registration \(Workday Account\)](#)
- » [Individual & Family Plans Agent Certification](#)
- » [Medicare Agent Certification \(Workday Training\)](#)
- » [Additional Training Resources](#)
- » [Policies, Procedures, Code of Ethics](#)

# Agent registration Link

Scroll down till you see this

## Certification & Training

- » Medicare Agent Certification Guide
- » Medicare Agent Registration (Workday Account)
- » Individual & Family Plans Agent Certification
- » Medicare Agent Certification (Workday Training)
- » Additional Training Resources
- » Policies, Procedures, Code of Ethics

# Broker Page Registration

Complete form you will be able to log-in within a couple of minutes of registration


## Register to Learn

STEP 1 of 2

Country \* ?

(Select) ▼

Next Step



© 2022 Workday, Inc.

# Broker Page Registration

Complete form you will be able to log-in within a couple of minutes of registration

## Register to Learn

STEP 2 of 2

First Name \*

Last Name \*

Email \*

**Submit Registration**

[← Back to Previous Step](#)



© 2022 Workday, Inc.

# Broker link training

After Registration Scroll down till you see this



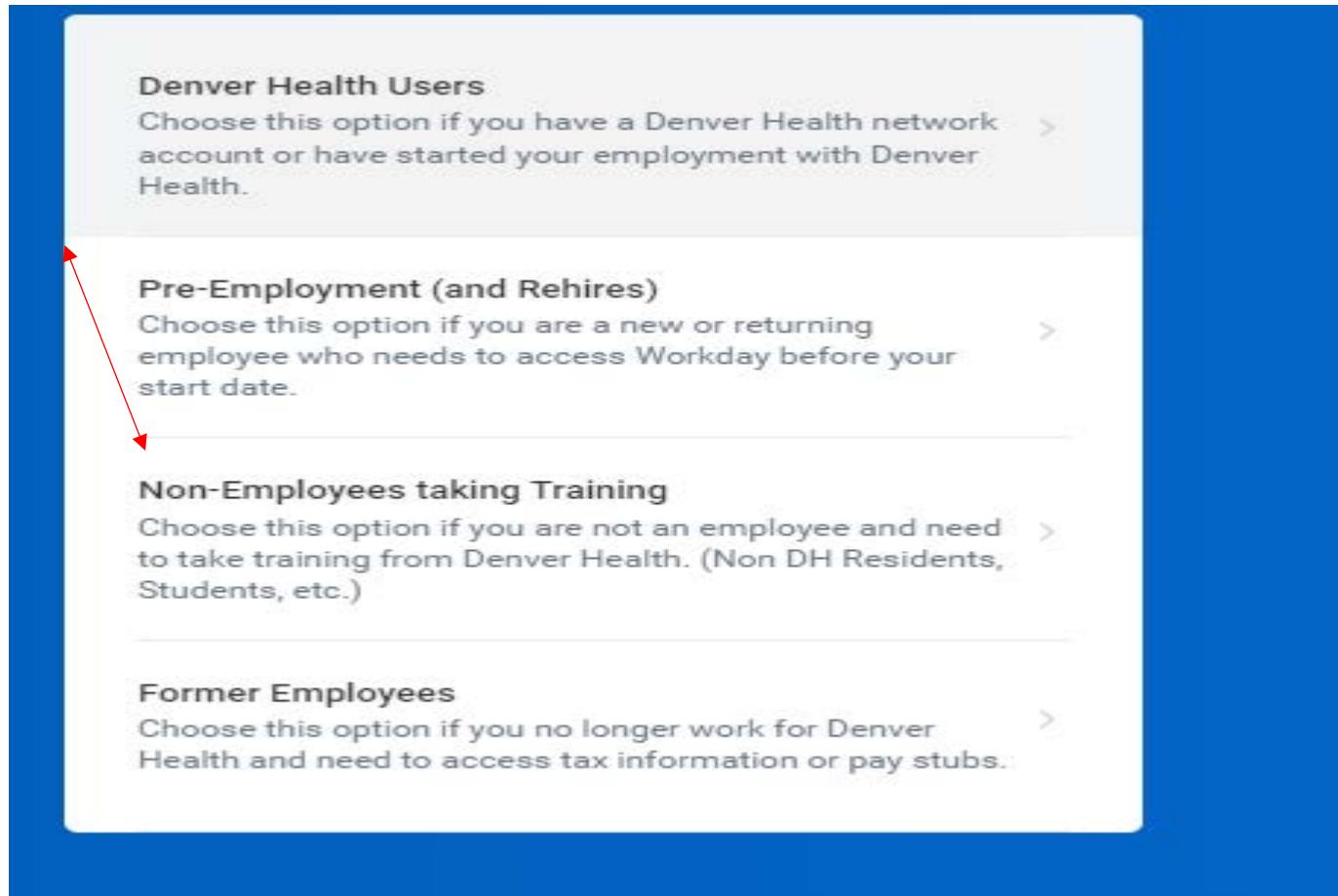
The screenshot shows a dark blue header with the text 'Certification & Training'. Below the header is a list of six items, each preceded by a double right-pointing arrow (»). A blue arrow from the text 'After Registration Scroll down till you see this' points to the fourth item in the list.

- » Medicare Agent Certification Guide
- » Medicare Agent Registration (Workday Account)
- » Individual & Family Plans Agent Certification
- » Medicare Agent Certification (Workday Training)
- » Additional Training Resources
- » Policies, Procedures, Code of Ethics

# Agent sign in Page

Click Continue

Certification sign-on page



The screenshot shows a sign-in page with a blue background. A white rounded rectangle contains four options, each with a title, a description, and a right-pointing chevron. A red arrow points from the left edge of the white box to the 'Pre-Employment (and Rehires)' option.

- Denver Health Users**  
Choose this option if you have a Denver Health network account or have started your employment with Denver Health. >
- Pre-Employment (and Rehires)**  
Choose this option if you are a new or returning employee who needs to access Workday before your start date. >
- Non-Employees taking Training**  
Choose this option if you are not an employee and need to take training from Denver Health. (Non DH Residents, Students, etc.) >
- Former Employees**  
Choose this option if you no longer work for Denver Health and need to access tax information or pay stubs. >

# Agent sign in Page

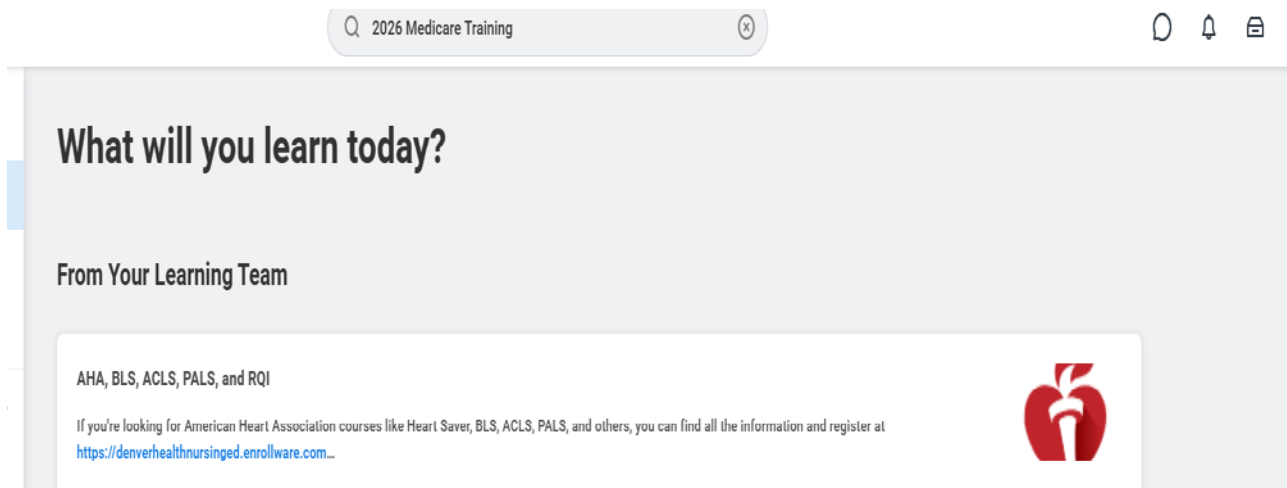
Click Continue

Certification sign-on page

The screenshot displays the Denver Health Workday Agent sign-in page. On the left, a sidebar titled 'Apps' and 'Shortcuts' lists 'Your Saved Order' with the following items: 'Additional Denver Health Applications', 'Salary Change Report', 'Benefits and Pay', 'Jobs Hub', 'Learning', 'Expense Management Dashboard', 'Manager Dashboard', 'Team Absence', and 'Absence'. A red arrow points to the 'Additional Denver Health Applications' item. The main content area features the 'Get Started' section with a 'Continue Your Action' button, a 'Highlights' section with a 'Cindie Day' link, and a 'Your Top Apps' section with 'Additional Denver Health Applications'.

# Agent training Page

Certification page Please use search Bar



The screenshot shows a web interface for agent training. At the top, there is a search bar with the text "2026 Medicare Training" and a magnifying glass icon. To the right of the search bar are icons for a speech bubble, a bell, a calendar, and a user profile. Below the search bar, the main content area has a heading "What will you learn today?" followed by a sub-heading "From Your Learning Team". A white box contains the text "AHA, BLS, ACLS, PALS, and RQI" and a paragraph: "If you're looking for American Heart Association courses like Heart Saver, BLS, ACLS, PALS, and others, you can find all the information and register at <https://denverhealthnursinged.enrollware.com...>". To the right of this text is a red Apple logo.

# Agent training Page

Certification page Please use search Bar

Tasks and Reports

[Learning](#)  
Task


[Required Learning](#)  
Report

[My Team's Learning](#)  
Report  
Subordinates' Enrolled Enrollments for Manager

[Manager Enroll](#)  
Task

Learning

[2026 Medicare Training](#)  
2026 Elevate Medicare training for Brokers  
Course • 2 lessons



Can't find what you are looking for?

View Search Tips

# Agent training Page

Certification page

## 2026 Medicare Training

2026 Elevate Medicare training for Brokers

[Lessons in This Course](#)

[Additional Course Details](#)

Lessons in This Course

Completed **1/2**

1 [2026 Medicare Training](#) →

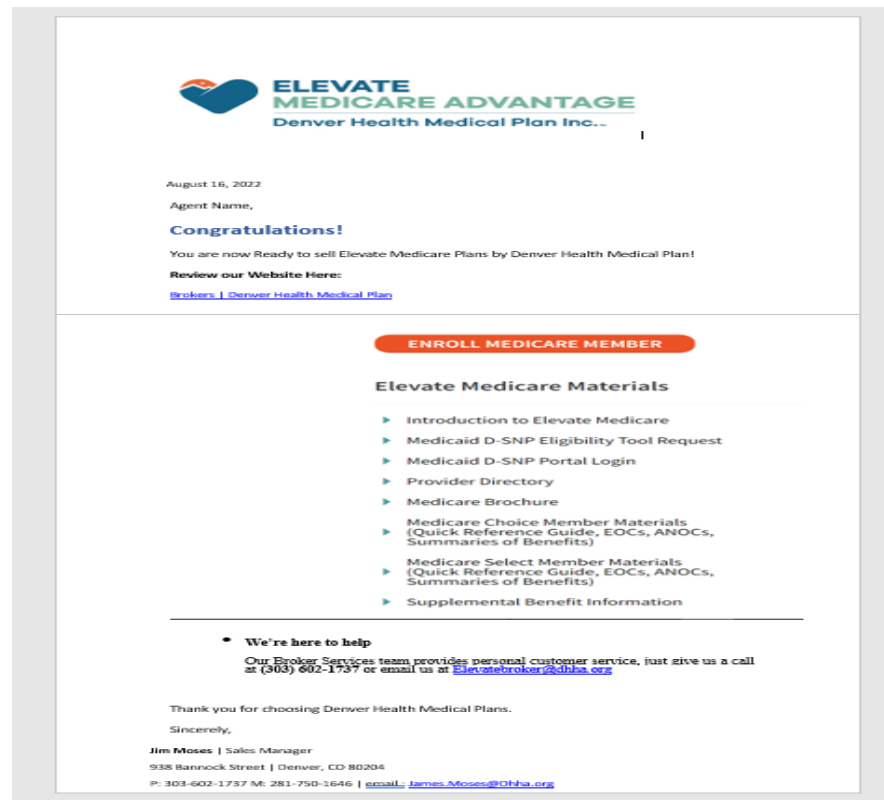
Document  
File Attached

✓ [2026 Elevate Test](#) →

Video  
1 minute

# Broker certification RTS

Once training is complete, your FMO will receive a RTS report and /or you will receive a Welcome Aboard, RTS Letter



# Questions?

*Denver Health Medical Plan, Inc. is a Medicare-approved HMO plan.  
Enrollment in Denver Health Medical Plan depends on contract renewal.  
The Plan also has a written agreement with the Colorado Medicaid  
Program to coordinate your Medicaid benefits.*